V512 19/75

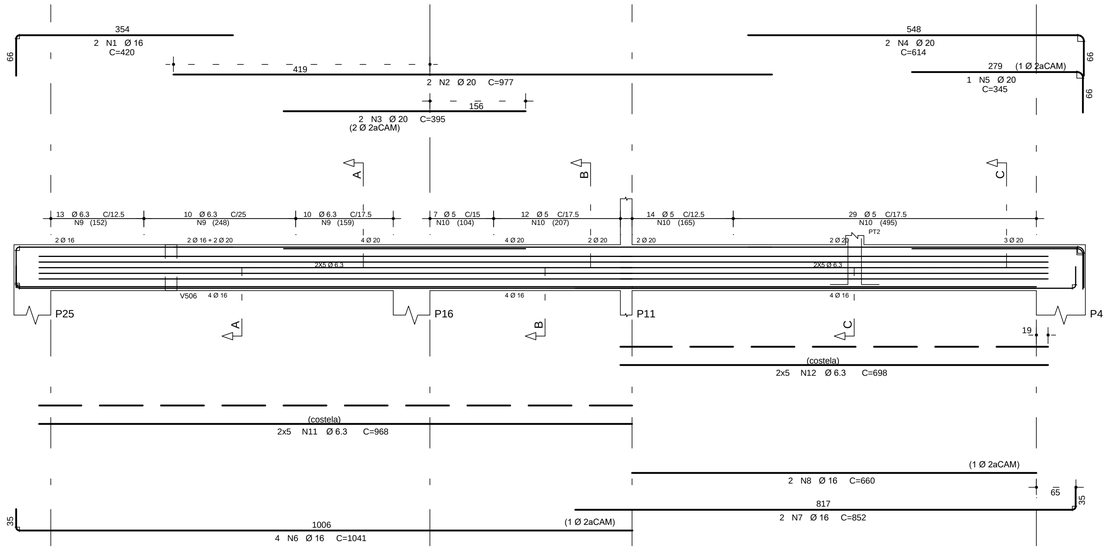

Corte A

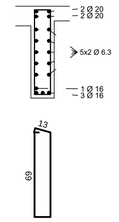

33 N9 Ø 6.3 C=180

Corte B

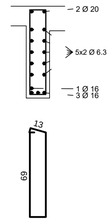

19 N10 Ø 5 C=179

Corte C

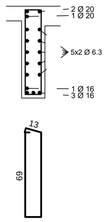

43 N10 Ø 5 C=179

	AÇO	POS	BIT (mm)	QUANT	COMPRIMENTO UNIT (cm)	COMPRIMENTO TOTAL (cm)
V511						
	50A	1	16	2	803	1606
	50A	2	16	3	742	2226
	50A	3	8	24	195	4680
	50A	4	6.3	10	635	6350
V512						
	50A	1	16	2	420	840
	50A	2	20	2	977	1954
	50A	3	20	2	395	790
	50A	4	20	2	614	1228
	50A	5	20	1	345	345
	50A	6	16	4	1041	4164
	50A	7	16	2	852	1704
	50A	8	16	2	660	1320
	50A	9	6.3	33	180	5940
	60B	10	5	62	179	11098
	50A	11	6.3	10	968	9680
	50A	12	6.3	10	698	6980
V513						
	50A	1	16	3	872	2616
	50A	2	12.5	4	765	3060
	50A	3	6.3	32	211	6752
	50A	4	6.3	12	705	8460
V514						
	50A	1	12.5	2	862	1724
	50A	2	12.5	2	403	806
	50A	3	12.5	3	807	2421
	60B	4	5	39	149	5811
	50A	5	6.3	8	715	5720

RESUMO AÇO CA 50-60			
AÇO	BIT (mm)	COMPR (m)	PESO (kg)
60B	5	170	27
50A	6.3	500	125
50A	8	47	18
50A	12.5	80	77
50A	16	145	229
50A	20	43	106
Peso Total	60B =		37 kg
Peso Total	50A =		533 kg
Volume de Concreto =			5,50 m3

V511 19/75

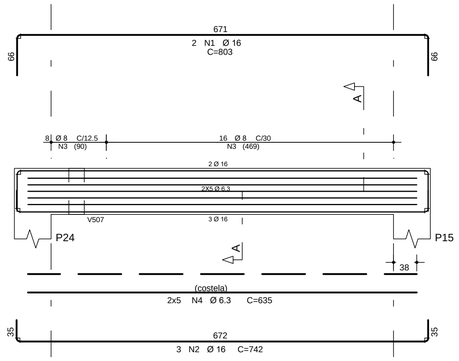

Corte A

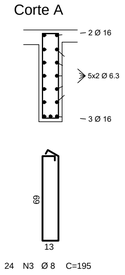

24 N3 Ø 8 C=195

V513 25/75

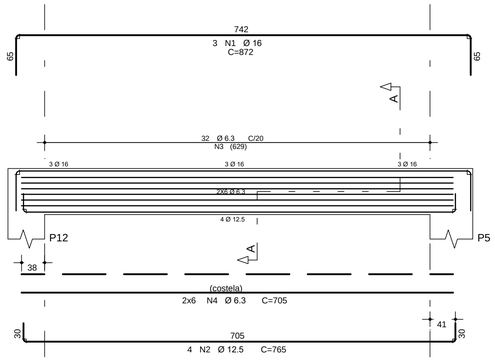

Corte A

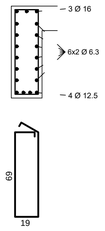

32 N3 Ø 6.3 C=211

V514 19/60

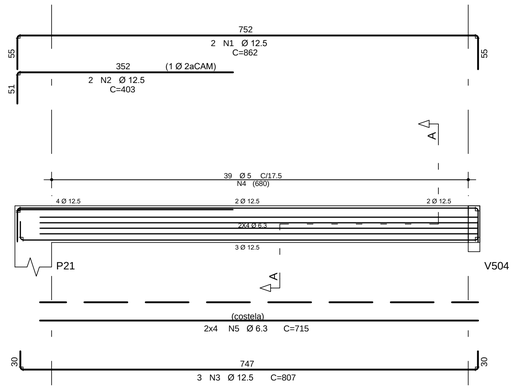

Corte A

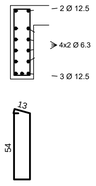

39 N4 Ø 5 C=149

DOBRAS E DIST. ENTRE BARRAS

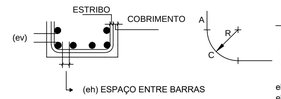

COEF. DE SEGURANÇA:
AÇO.....1.15
CONCRETO.....1.40

DIÂMETRO	#10.0	#12.5	#16	#20	#25
RAIO (R)	2.5	3.1	4	8	10
COMPR. (C)	4	5	6	13	16

eh ⩾ DIÂMETRO DAS BARRAS
eh ⩾ 2 cm
ev = 3 cm

EQUIPE TÉCNICA DA DIV. TÉC. DE PROJETOS - EDIF 3			ASSINATURA
	ANÁLISE DE ARQUITETURA	ARQ. Ilzângela Keila de A. Rex Lampariello - CAU A40613-9	
	ANÁLISE DE ESTRUTURA	ENG. João Luis Maranhão Biscaia - CREA Nº 170.587.456-8	JOAO LUIS MARANHAO BISCAIA:00097950904 Assinado de forma digital por JOAO LUIS MARANHAO BISCAIA:00097950904 Dados: 2021.02.18 12:31:16 -03'00'
	ANÁLISE DE ELÉTRICA	ENG. VALDIR PIETROBON - CREA Nº 0601115144	
	ANÁLISE DE HIDRÁULICA	ENG.ZELIA R. SERENO - CREA Nº 0601578832	
RESPONSÁVEL PELA CONTRATADA		ENG. EDUARDO JOSÉ B. O. PRATA - CREA Nº 5061939774	Assinado de forma digital por EDUARDO JOSE BARBOZA DE OLIVEIRA PRATA:30924324850 Dados: 2020.12.19 14:31:56 -03'00'

REVISÕES:

DATA:	VISTO:

EDIF 3

DIVISÃO DE PROJETOS DE EDIFICAÇÕES - AVENIDA SÃO JOÃO, 473 - 17º ANDAR CEP 01035-000 - TEL.: 3337-9955

DIRETORA: ENGª BEATRIZ LOMONACO F. GOMES

CONTRATADA: EXATA ENGENHARIA E COMÉRCIO LTDA.

EXATA ENGENHARIA E COMÉRCIO LTDA.
R.RIACHUELO, 240 - CENTRO
CAMPINAS / SP - CEP:130015-320
FONE/FAX: (19) 3236-1034
SITE: WWW.EXATACAMPINAS.COM.BR
EMAIL: CONTATO@EXATACAMPINAS.COM.BR

AUTOR DO PROJETO:
ENG. EDUARDO PRATA

PMSP - SIURB - EDIF

PREFEITURA DE SÃO PAULO - SECRETARIA DE INFRA-ESTRUTURA URBANA E OBRAS - DEPARTAMENTO DE EDIFICAÇÕES

UNIDADE: CEI PADRÃO EDIF 2019 10S (NORMAL)

ENDEREÇO: VÁRIOS - SP

COD. DO IMÓVEL: 16.91.125-SE

EMPREENDIM.: 023.S.19

PROJETO ESTRUTURAL - CONCRETO ARMADO
SUPRAESTRUTURA

ESCALA: 1: 50

DET. ARMAÇÃO DAS VIGAS - V500

S - 21/32